

DreamApp

Hints & Tips

Thanks for trying DreamApp. DreamApp aims to be a full featured iPhone client for managing your DreamHost account.

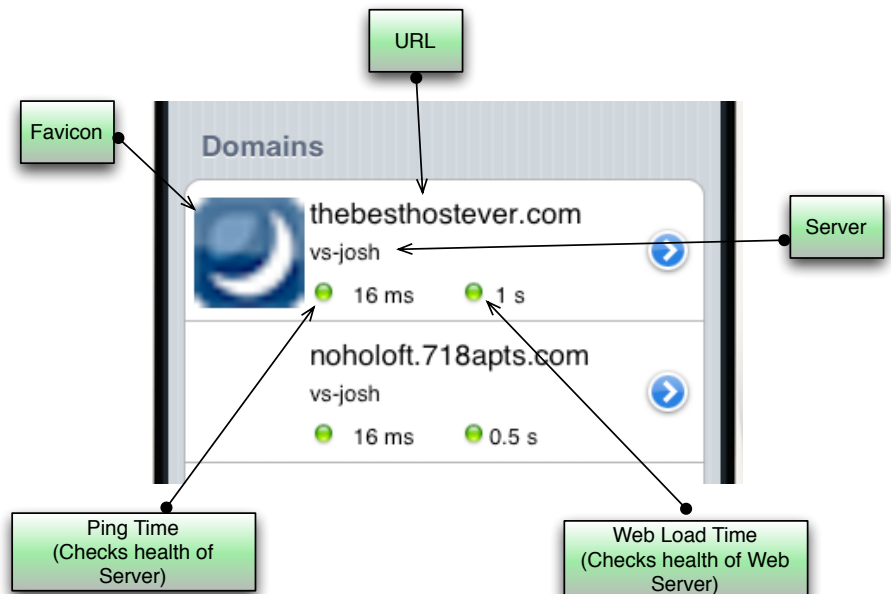
The first time you run DreamApp it will ask for a API key. You can get your API key from the dreamhost web panel (it's a painfully long series of numbers & letters)

<https://panel.dreamhost.com/index.cgi?tree=home.api&>

Almost every thing that you are allowed to edit can be edited. in some cases there is an explicit 'edit' button but in many cases you can delete items by 'left swiping' the table cell.

There are four main tabs in DreamApp (as of this writing) -- The Domains is the main tab where you will do most of your work. From this tab you can manage your various domains including things like re-ordering them to put your most important first and getting a quick health check.

The main Domain Page shows a 'quick glance' of your domains as well as ping time and web page load



time. If you happen to have a private server it will also show details on that (including amount of memory available and how tight it is)

DreamApp

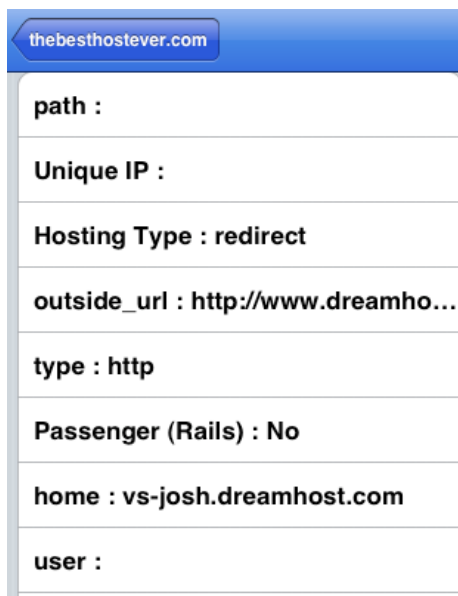
Hints & Tips

Drilling down you can visit the site, check a 3rd party verification system as well as look at any support items effecting this machine and any recent DreamHost tweets.

The Domain Settings allows you to drill down and look at (read only) at various other domain settings. You may wonder why this is read only? I could allow you to modify some of these settings but honestly -- I really doubt you want to be modifying



your version of PHP while on your phone. Get back to your computer and do it carefully!



DreamApp

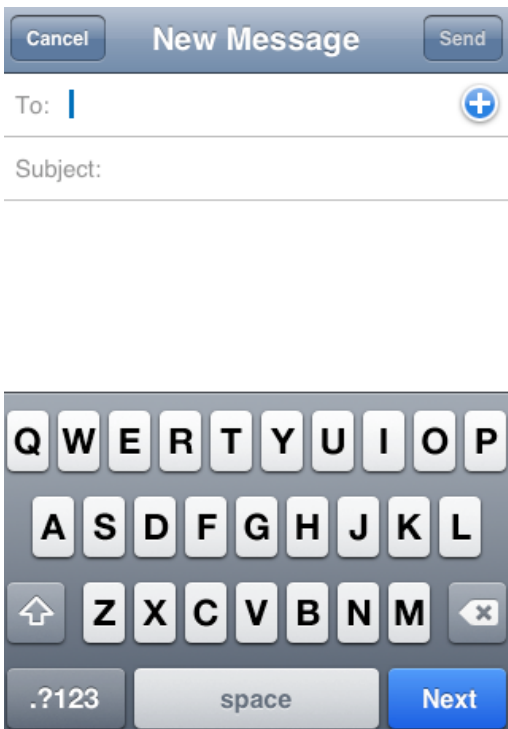
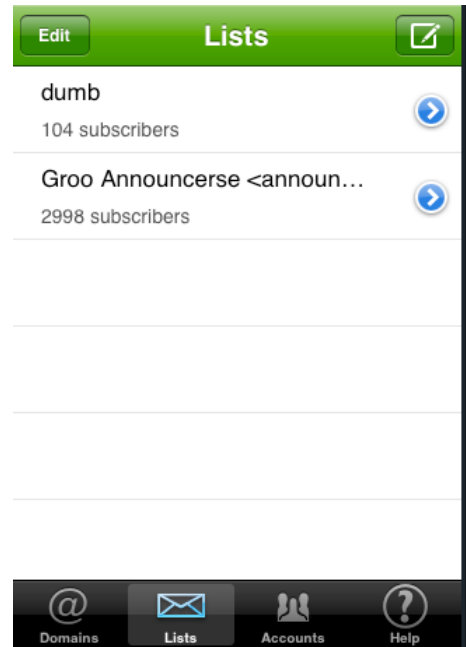
Hints & Tips

The lists pane allow you to manage your lists. You can delete lists (do this carefully!) as well as drill down and look at a particular list.

Drilling down let's you also add or delete members from your list.

To send a message simply click the compose button in the upper right hand corner and a mail like pane pops up to allow you to compose a message to the list.

From this pane hit the + key to add (or just start typing and let autocomplete do it's stuff).

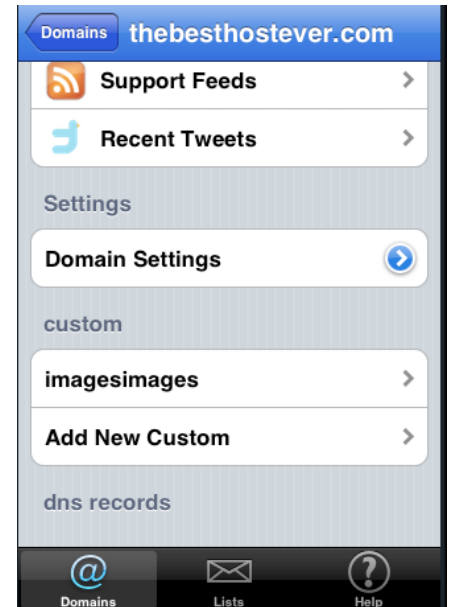


DreamApp

Hints & Tips

The 'Custom' section is perhaps the most fun part of this app. From here you can add custom report types about your domain. How relevant they are will somewhat depend on what kind of hosting plan you have (for instance the memory report only really is germane if you have a private server account)

To add a new custom report click on 'Add New Custom' and fill in the table. Name can be anything you want, the URL is the full URL to the command. "Limit to this domain" allows you to have this show up in *all* of your domains or just this one (this is useful if there is a custom report that makes sense for every domain you have



Name:

URL:

Limit to this domain: OFF

1-Line List HTML Pie Graph

such as the memory report with private servers) and finally pick the type of report you want to use.

Currently DreamApp supports 5 report types:

- 1-Line runs the command -- The results of the command show up as the text of the cell (e.g. the 'name' is ignore) -- 'uptime.php' is an example provided that works well for this.
- List shows items as a list. "clients.php" works well for showing what clients are connected to the server
- HTML shows generic HTML (whatever html the command spits out)
- Pie shows data as a part chart (memory.php is a good example of this)
- Graph takes in URL's that represent pictures and displays them (stats.php is a good example of this)

DreamApp

Command Type	Example Provided	Uses
1-Line	uptime.php loadaverage.php	Shows the uptime or Load Average of the server
List	clients.php	Shows what clients are attached to the server (great for private server users -- If you are on a shared plan it will (I think) show *every* client including people who are not looking at your stuff)
HTML	N/A	Takes whatever text the command spits out and shows it in a HTML field. Feel free to go crazy on this one
Pie	memory.php	Shows the results in a Pie Chart. Good for private servers, Although interesting may not be very insightful in a shared host situation
Graph	stats.php	Displays some interesting log-file results for this domain (not supported with the 1.0 release on the app store -- coming soon!)